

ACCUVIX ^{XQ}
PRESTIGE⁰⁷
EXTREME QUALITY IN EVERY DIMENSION

see it all 
MEDISON

www.medison.com | info@medison.com

Some equipment and software mentioned or shown in this brochure may be optional in certain markets. Medison reserves the right to make changes without notice. Government approval pending in some markets. All trademarks are property of their respective owners.



ACCUVIX ^{XQ}
PRESTIGE⁰⁷
EXTREME QUALITY IN EVERY DIMENSION

see it all 
MEDISON

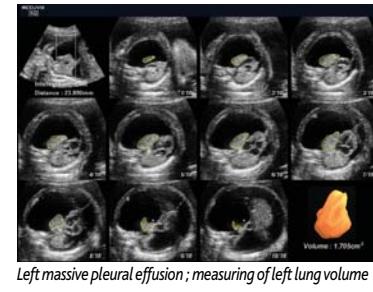
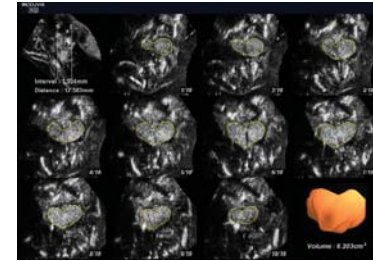

CT-U-XQ-PRO7-ICM-02.14.2007

ACCUVIX ^{XQ}
PRESTIGE⁰⁷

Non-stop
evolution
to become
perfect

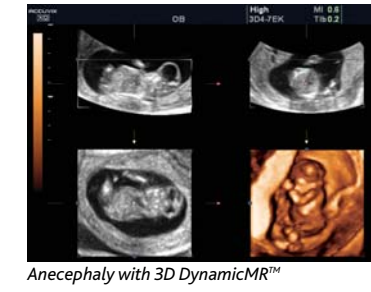
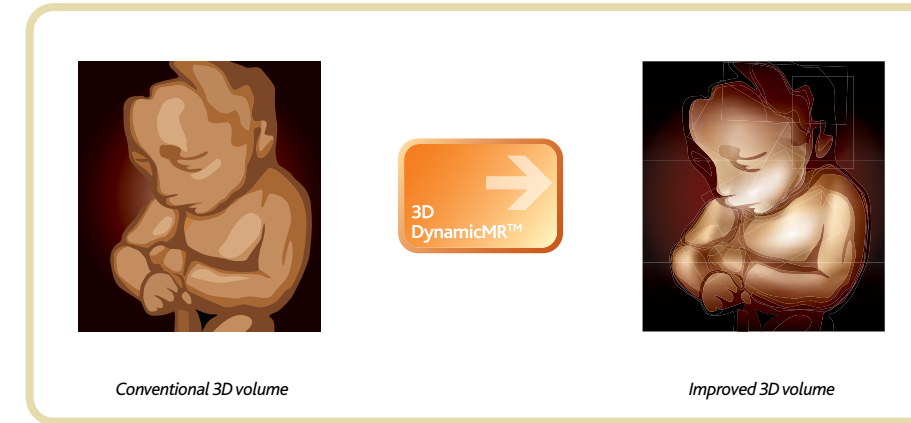
XI VOCAL™ | eXtended Imaging Virtual Organ Computerized Analysis

XI VOCAL™ is the function which can measure volume of human organs and lesion. It can particularly measure the volume of complicated type of object easily and accurately.



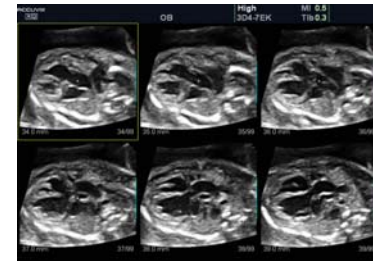
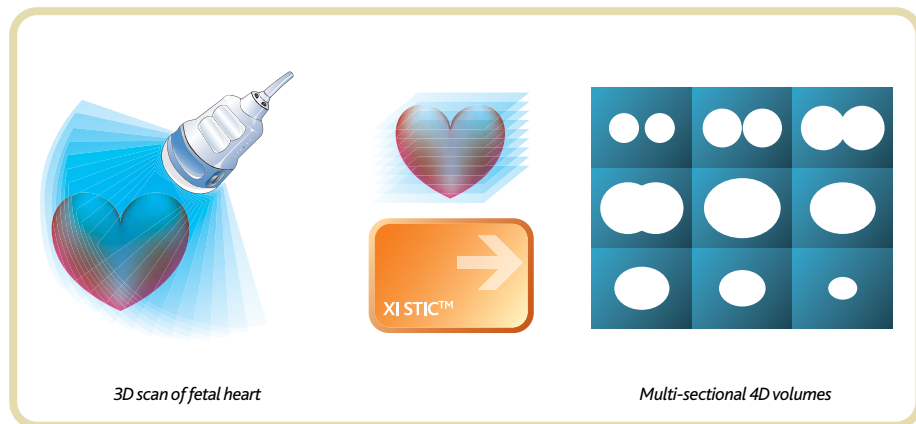
3D DynamicMR™ |

DynamicMR™ that applies for B-mode image extends its technology to 3D image. 3D DynamicMR™ realizes high-resolution 3D image not only for still 3D image but also for Live 3D image without compromising the speed.



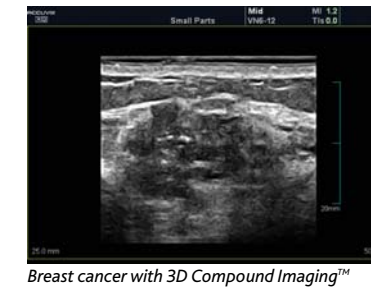

XI STIC™ | eXtended Imaging Spatio-Temporal Imaging Corellation

XI STIC™ provides acquisition of the fetal cardiac volume as a 4D cine of the full cardiac cycle and evaluation of the fetal cardiac contractility and the atrioventricular junctions (mitral & tricuspid valves leaflets).



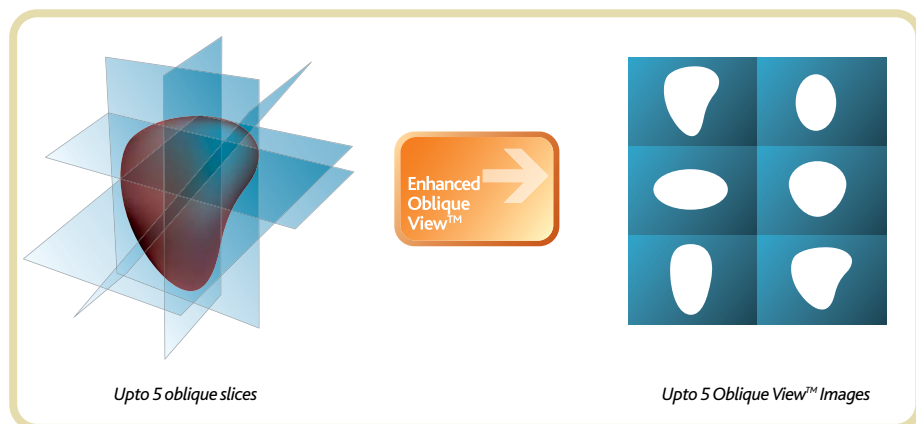
3D Compound Imaging™ |

3D Compound Imaging™ is the technology improving the image quality of all planes (especially C-plane) by compounding volume data acquired in each plane through 3D scan.



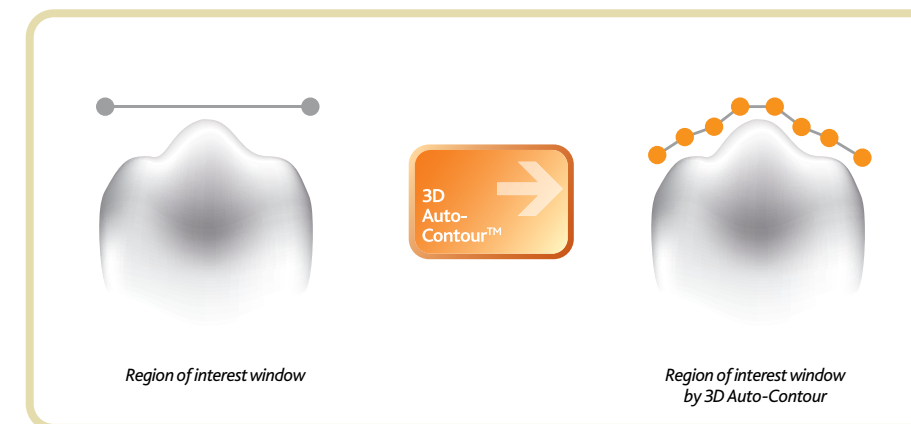
Enhanced Oblique View™ |

Oblique View™ is enhanced one step further with the function that displays maximum 5 sectional 2D images from a 3D data on one screen.



3D Auto-Contour™ |

3D Auto-Contour™ is an innovative function designed to simplify 3D reconstruction process. By clicking one button, you are able to eliminate unwanted obstacles and finally acquire a high-quality 3D image very easily.



ACCUVIX XQ
PRESTIGE07

The future standard of premium ultrasound diagnostic system –

ACCUVIX XQ Prestige 07 offers you a new era.

ACCUVIX XQ, the flagship product manufactured by the most advanced ultrasound technology of Medison, has evolved one step further into Prestige07 Edition.

Since its birth in 2003, ACCUVIX XQ has continued to evolve itself to a point it represents the future standard of ultrasound diagnostic equipment through state-of-the-art technology.

The solution is evolving even now to realize more accurate and convenient diagnosis.

Non-stop evolution to become perfect –
Development ACCUVIX XQ will continue.

Non-stop evolution to become perfect